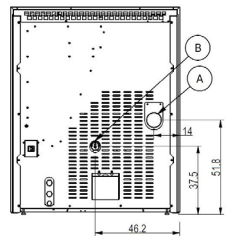
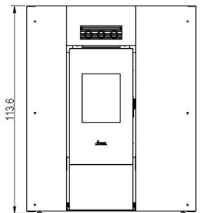
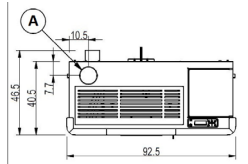


# MAYA<sup>3</sup> 24

## PELLET IDRO - Water-heating pellet stoves



Nominal power	kW	22,8
Reduced power	kW	4,7
Introduced thermal power (max)	kW	25
Nominal water useful power	kW	18,7
Reduced water useful power	kW	3,1
Nominal efficiency	%	91,3
Reduced efficiency	%	96,5
Heating volume (min-max)	m <sup>3</sup>	113 - 547
Nominal CO at 13% O <sub>2</sub>	%	0,014
Reduced CO at 13% O <sub>2</sub>	%	0,011
Emissions CO (13% O <sub>2</sub> ) (min-max)	mg/Nm <sup>3</sup>	138 - 169
Emissions OGC (13% O <sub>2</sub> ) (min-max)	mg/Nm <sup>3</sup>	7,7 - 2,5
Emissions NOX (13% O <sub>2</sub> ) (min-max)	mg/Nm <sup>3</sup>	133 - 114
Dust content at 13% O <sub>2</sub> (min-max)	mg/Nm <sup>3</sup>	21,6 - 18,8
Boiler capacity (H <sub>2</sub> O)	l	14
Hopper capacity	kg	22
Combustible		Pellet ø6
Hourly consumption (min-max)	kg/h	1 - 5
Autonomy (min-max)	h	4,4 - 22
Ignition electrical absorption (max)	W	420
Operating electrical absorption (max)	W	115
Supply and frequency	V - Hz	230 - 50
Chimney flue depression	Pa	11,4
Exhaust diameter	mm	80
Combustion air inlet diameter	mm	50
Mass of smoke (min-max)	g/sec	4,5 - 13,9
Exhaust fumes temperature (max)	°C	150
Net weight	kg	167
Gross weight	kg	173,5
Exhaust fumes	see	A
Hole combustion air inlet	see	B
Ducting outlet	see	-
Ducting capability up to	m	-



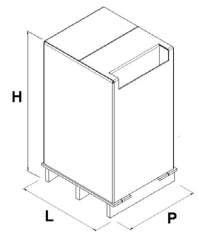
### MATCH

7020021	NEUTRAL STRUCTURE	EAN 8053859012290
6920016	Anthracite steel	EAN 8053859012306
6920017	White steel	EAN 8053859012313
6920018	Light bronze steel	EAN 8053859012320
6920019	Red steel	EAN 8053859012337
6920020	Titanium steel	EAN 8053859012344

### PLUS

- Cast iron burning pot
- Sealed chamber
- Connection to the heating system
- Connection to the external thermostat
- Back exhaust
- Hydraulic kit included
- Daily weekly programming
- Water temperature sensor
- Air temperature sensor
- Ventilation
- Wi-Fi kit (optional)

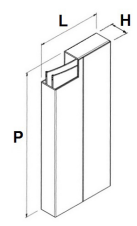
### STOVE PACKING



L (cm)	H (cm)	P (cm)
110	141	68

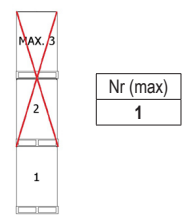
VOLUME (m <sup>3</sup> )	1,05
--------------------------	------

### LINING PACKING



	L (cm)	H (cm)	P (cm)
steel	52	13	112

### STOCKING



### TRANSPORT

